

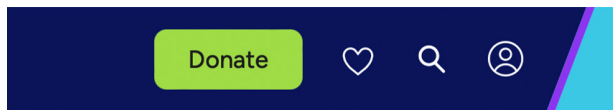
Now that you've donated to Cascade PBS ...

How can you watch your favorite shows online with

Cascade PBS Passport ?*

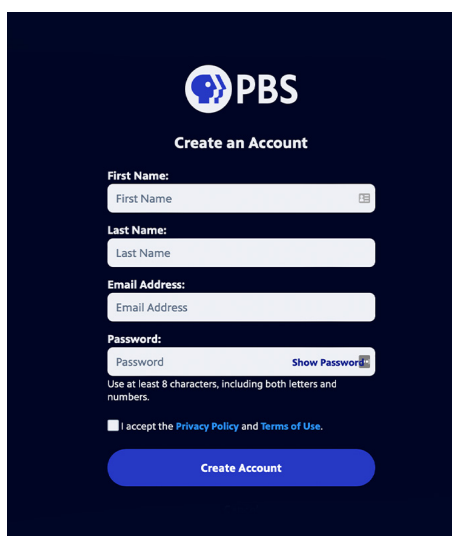
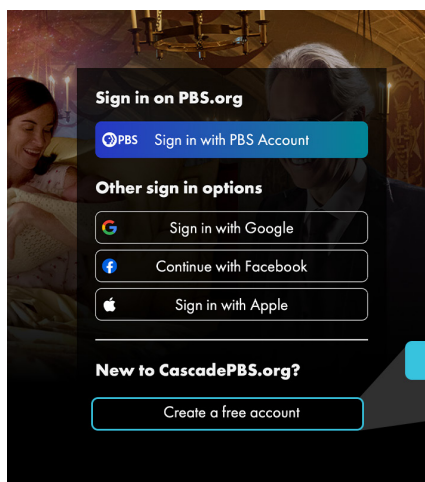
**Cascade PBS Passport is a member benefit offered with donations of at least \$5 per month or \$60 per year.*

1. Click "profile icon" in the upper right hand corner on CascadePBS.org



2. After clicking "profile icon" you will go to a new page.

- a. You will need to create a new account by clicking on the green Create PBS account button.
- b. Fill out these fields and wait for a confirmation email.
- c. Make sure you use the same email address that you use to make donations!

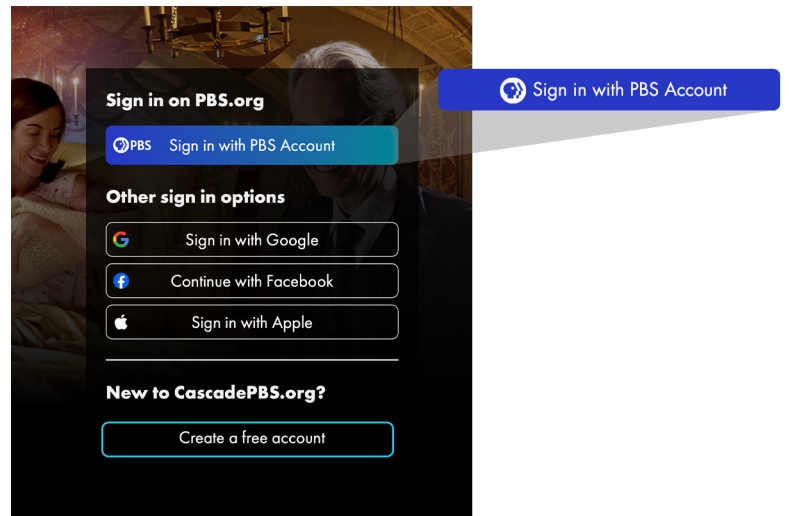


CONTINUED ON BACK

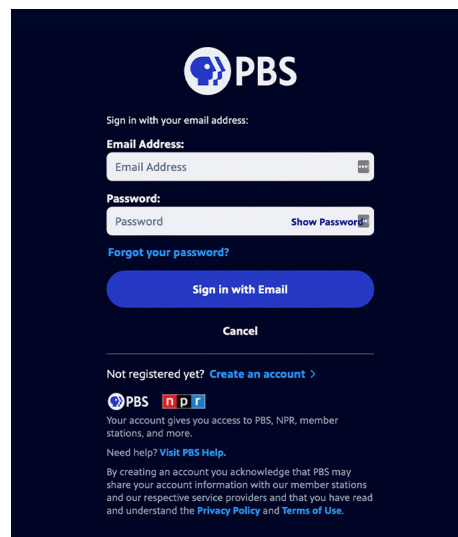


3. Now that you have your PBS account, go back to CascadePBS.org and click on "Sign In" .

a. This time when you arrive at this page, choose an option under "Sign in with PBS account."



4. Enter your email address and password.



5. Start streaming your favorite programs on Cascade PBS Passport!



Look for this symbol!

This time when you arrive at this page, choose an option under "Sign in with PBS account."

Still have questions?
Get in touch!

(800)-937-5287
customerservice@CascadePBS.org

Thank you for supporting the shows you love!

Your gift helps fund the programs you care about, like MASTERPIECE and ensures that they will always have a home on Cascade PBS.

